



JUMO ecoTRON T Digital Thermostat

with LC display for mounting on a 35mm DIN rail

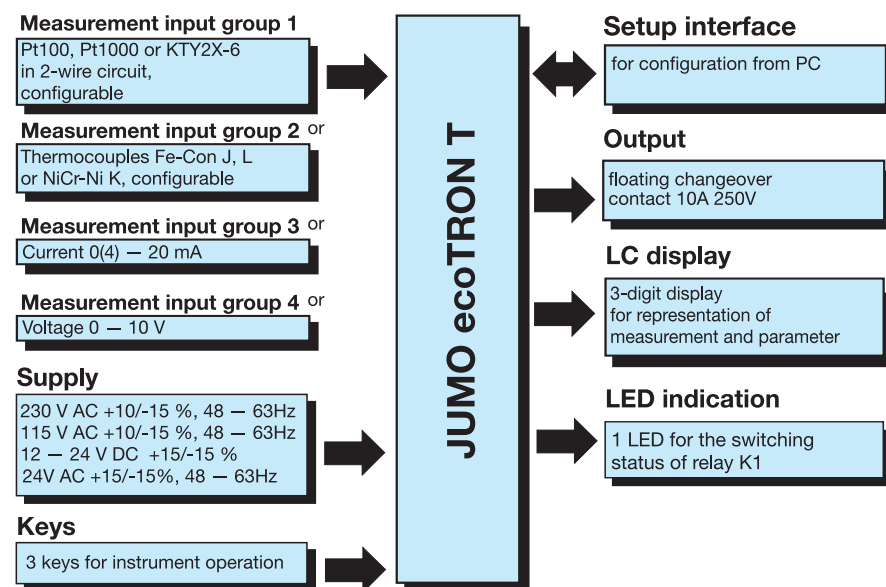
Brief description

The JUMO ecoTRON T is a compact digital thermostat in 90mm x 22.5mm format for simple temperature control (heating or cooling). The measurement input permits the connection of resistance thermometers or thermocouples, or standard current or voltage signals. The measured value is shown on a 3-digit LC display. The switching status of the relay K1 is indicated by an LED. The instrument is operated from 3 keys on the front panel. The electrical connection is made via screw terminals. A setup program and a PC interface are available as accessories, for easy configuration and parameterization from a PC.



Type 701050/ ...

Block structure



Key features

- Heating or cooling is configurable
- Limit monitoring
- Available for resistance thermometer, thermocouple, standard current or voltage signals, according to choice
- 10A relay (changeover contact)
- Adjustable switching hysteresis
- Simple, space-saving installation
- Time-delayed switch-on after power-on is selectable, e.g. for staggered starting of several equipment units
- 3-digit LC display with special characters for °C and °F
- Parameter level protected by code
- Setup program for configuration and archiving via PC
- Customized linearization via tabular function in the setup program
- UL approval

Displays and controls

LC display	3-digit segment display with symbols for the temperature unit, 6mm high	
Status indication	LED K1 lights up when the output relay is energized.	
Keys	<p>Ⓟ programming</p> <p>▲ increase setpoint or parameter value (dynamically)</p> <p>▼ decrease setpoint or parameter value (dynamically)</p>	
Setup interface	The instrument is linked to a PC via a PC interface with TTL/RS232 converter and adapter (3-pin).	

Technical data

Measurement input	Designation	Measuring range	Meas. accuracy ¹ / ambient temperature error	Recognition of ...	
				Probe short-circuit	Probe break
Resistance thermometer	Pt100 EN 60 751	-200 to +600 °C	0.1%/ ≤100ppm/°C	is recognized	is recognized
	Pt1000 EN 60 751	-200 to +600 °C	0.1%/ ≤100ppm/°C	is recognized	is recognized
	KTY2X-6 (PTC)	-50 to +150 °C	1%/ ≤100ppm/°C	is recognized	is recognized
	Resistance 0 – 3000 Ω	customer table ³	0.1%/ ≤100ppm/°C ³	= 0Ω	is recognized
Measuring current for Pt100: 0.2 mA, for Pt1000, KTY2X-6 or resistance: 0.02 mA					
Lead compensation is adjustable via the parameter Lead compensation resistance ΔF_r The total resistance (sensor+lead) must not exceed 320Ω for Pt100 and 3200Ω for Pt1000, KTY2X-6 or resistance.					
Thermocouple	Fe-Con J EN 60 584	-200 to +999 °C	0.4%/ ≤100ppm/°C ²	-	is recognized
	Fe-Con L DIN 43 710	-200 to +900 °C	0.4%/ ≤100ppm/°C ²	-	is recognized
	NiCr-Ni K EN 60 584	-200 to +999 °C	0.4%/ ≤100ppm/°C ²	-	is recognized
	-10 to 60 mV	customer table ³	0.1%/ ≤100ppm/°C ³	-	is recognized
For the voltage input (-10 to 60 mV), terminal temperature compensation can be used for thermocouples. Internal terminal temperature compensation can be switched off via the setup program (0°C).					
Current	0 – 20 mA	-2 to 22 mA scalable with Δ_{cL} and Δ_{cH} or customer table	0.1%/ ≤100ppm/°C ³	-	-
	4 – 20 mA	2.4 to 21.6 mA scalable with Δ_{cL} and Δ_{cH}	0.1%/ ≤100ppm/°C ³	is recognized	is recognized
Input resistance $R_{IN} \leq 3\Omega$					
Voltage	0 – 10 V	-1 to 11 V scalable with Δ_{cL} and Δ_{cH} or customer table	0.1%/ ≤100ppm/°C	-	-
Input resistance $R_{IN} \geq 100k\Omega$					
1.) The accuracies refer to the measuring range span. 2.) valid from -50°C 3.) A valid customer table must be entered via the setup program and switched over to Δ_{AB} in the instrument. This may reduce the measuring accuracy.					

Additional data

Sampling time	250 msec
Input filter	1st order digital filter; filter constant ΔF adjustable from 0.1 – 99.9sec
Measurement offset	adjustable from -99.9 to +99.9 via the parameter $\Delta F.t$
Special features	display of temperature unit: °C, °F (Fahrenheit) or switched-off
Customer table	The setup program acquires a maximum of 20 value pairs and uses them for the linear interpolation of 20 new calibration points.

Ambient conditions

Ambient temperature range	0 to +55°C, with side-by-side mounting 0 to +40°C
Storage temperature range	-40 to +70°C
Climatic conditions	≤75% rel. humidity annual mean, no condensation
Cleaning and care of front panel	The front panel can be cleaned with all the usual cleaning and rinsing agents. Do not use solvents such as methylated spirit, white spirit, P1 or xylene!

Relay output

Relay (changeover contact)	150,000 operations at 10A 250V AC resistive load
----------------------------	--

Supply

Supply voltage	230V AC +10/-15%, 48 – 63Hz or 115V AC +10/-15%, 48 – 63Hz (isolated from measurement input)
	12 – 24V DC +15/-15%, 24V AC +15/-15%, 48 – 63Hz (not isolated from measurement input)
Power consumption	< 2VA

Housing

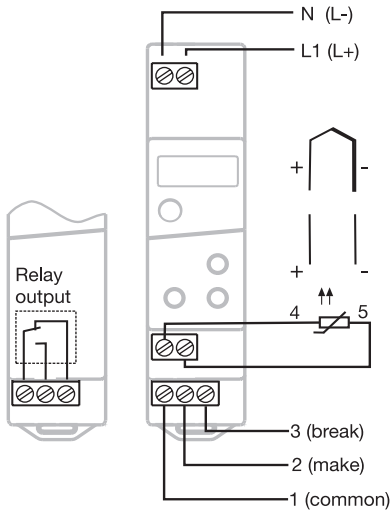
Material	polycarbonate
Mounting	35mm x 7.5mm DIN rail to EN 50 022
Operating position	unrestricted
Weight	approx. 110g
Protection	IP20
Flammability class	UL 94 V0

Electrical data

Data backup	EEPROM
Connection	via screw terminals for wire cross-sections up to 2.5 mm ²
Electromagnetic compatibility interference emission immunity to interference	EN 61 326 Class B to industrial requirements
Electrical safety	to EN 61 010, Part 1, overvoltage category III, pollution degree 2

Connection diagram

Type 701050/XX1-31: Measurement input and supply voltage are not isolated from each other!



Supply
 230V AC +10/-15%
 115V AC +10/-15%
 12 – 24V DC +15/-15% /
 24V AC +15/-15%, 48 – 63Hz

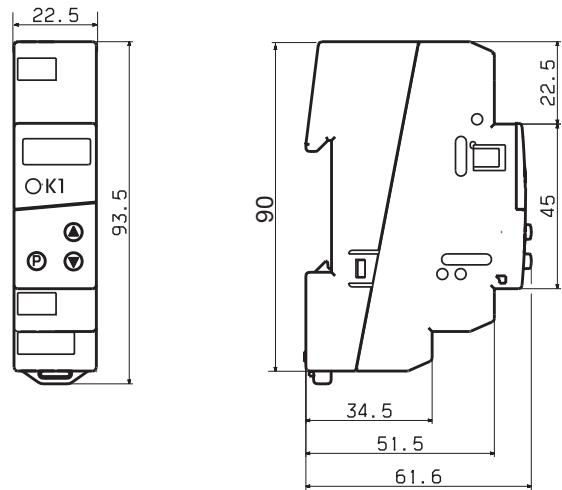
Measurement input
 Thermocouples:
 Fe-Con J, L and NiCr-Ni K

Standard signals:
 current 0(4) – 20 mA
 voltage 0 – 10 V

Resistance thermometers:
 Pt100/ Pt1000/ KTY2X-6

Relay output
 changeover contact (floating)
 10A/250V AC

Dimensions



Order details

- 701050/
- 8 factory-set, configurable within the measurement input group configured to customer specifications
 - 9 Measurement input group¹
 - 1 Pt100 in 2-wire circuit
 - 1 Pt1000 in 2-wire circuit
 - 2 KTY2X-6
 - 2 Fe-Con J
 - 2 Fe-Con L
 - 3 NiCr-Ni K
 - 3 0 – 20 mA
 - 3 4 – 20 mA
 - 4 0 – 10 V
 - 1 Number of relays
 - 1 1 changeover contact 10A 250V
 - (3) Supply
 - 02 230V AC +10/-15% 48 – 63Hz
 - 05 115V AC +10/-15% 48 – 63Hz
 - 31 12 – 24V DC +15/-15% /
24V AC +15/-15%, 48 – 63Hz
 - (4) Approvals
 - 000 none
 - 061 Underwriters Laboratories Inc. (UL)

Order code: (1) / (2) - (3) - (4)
 Order example: 701050 / 811 - 02 - 000

factory-set
 1.) It is not possible to switch from one meas. input group to another.

Suitable transducers can be found in these data sheets:

- 90.2005 Push-in resistance thermometers
- 90.2105 Screw-in resistance thermometers
- 90.1002 and subsequent ones for screw-in thermocouples
- 90.1101 and subsequent ones for push-in thermocouples
- 90.1221 Mineral-insulated thermocouples

Two data sheets are shown:
 1. "Einschraub-Widerstandsthermometer mit Anschlussleitung" (Screw-in resistance thermometer with connection cable)
 2. "Einsteck-Widerstandsthermometer mit Anschlussleitung" (Push-in resistance thermometer with connection cable)
 Both sheets include technical specifications, diagrams, and the JUMO logo.